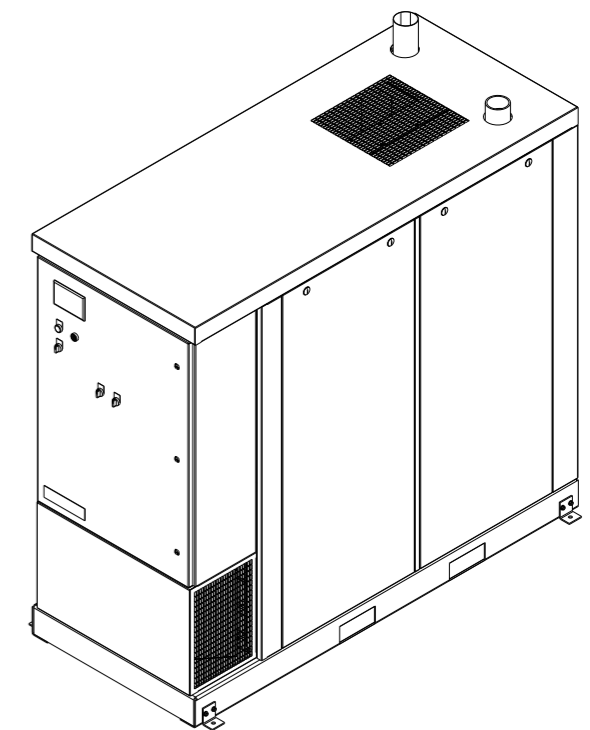
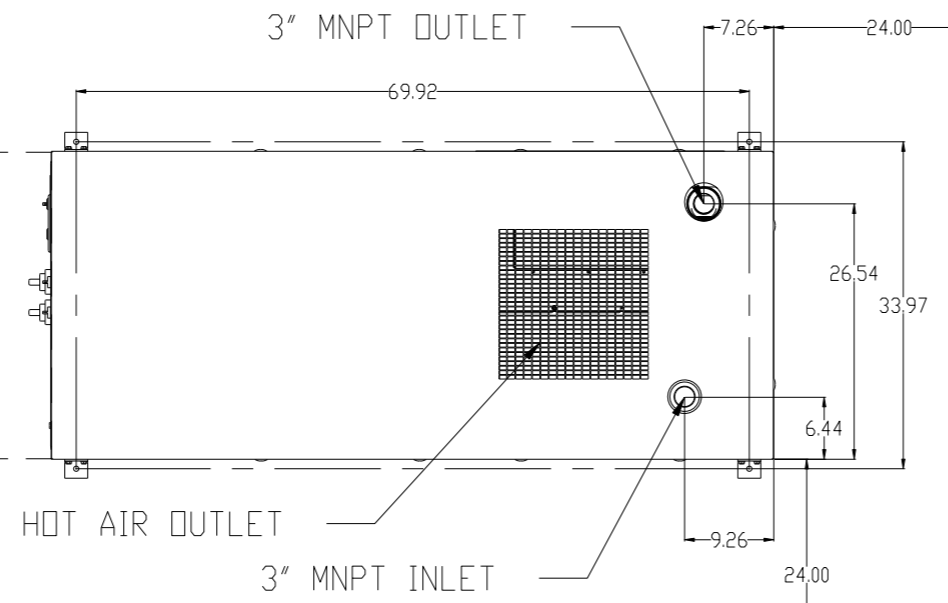


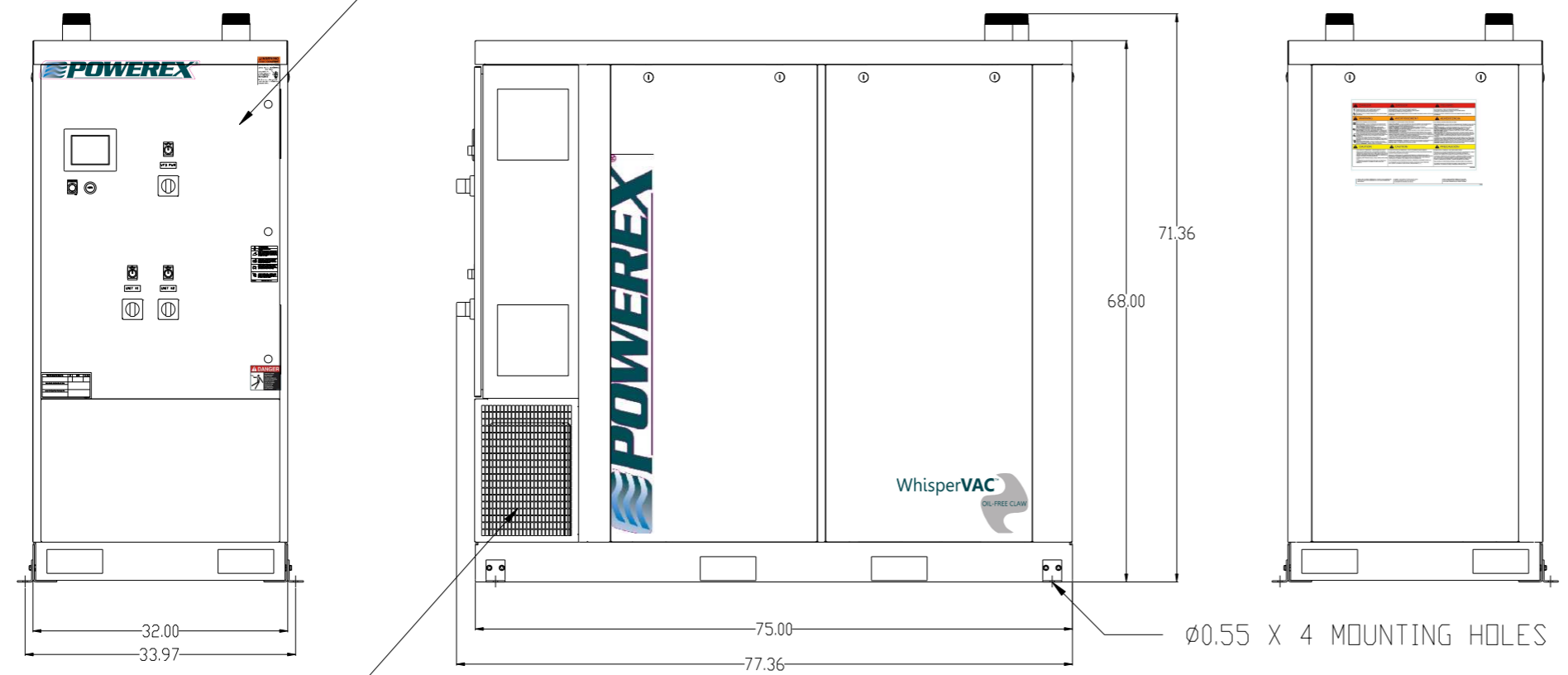
| REV | ZONE | REVISION              | DATE    | ECN     | NAME | CHKD |
|-----|------|-----------------------|---------|---------|------|------|
| B-1 | ALL  | RELEASE TO PRODUCTION | 1/11/16 | PKC0138 | GES  | AEK  |

CONTROL PANEL  
CLEARANCE PER  
OSHA/NEC

RECOMMENDED  
MAINTENANCE CLEARANCE



PBMI / HMI CONTROL PANEL



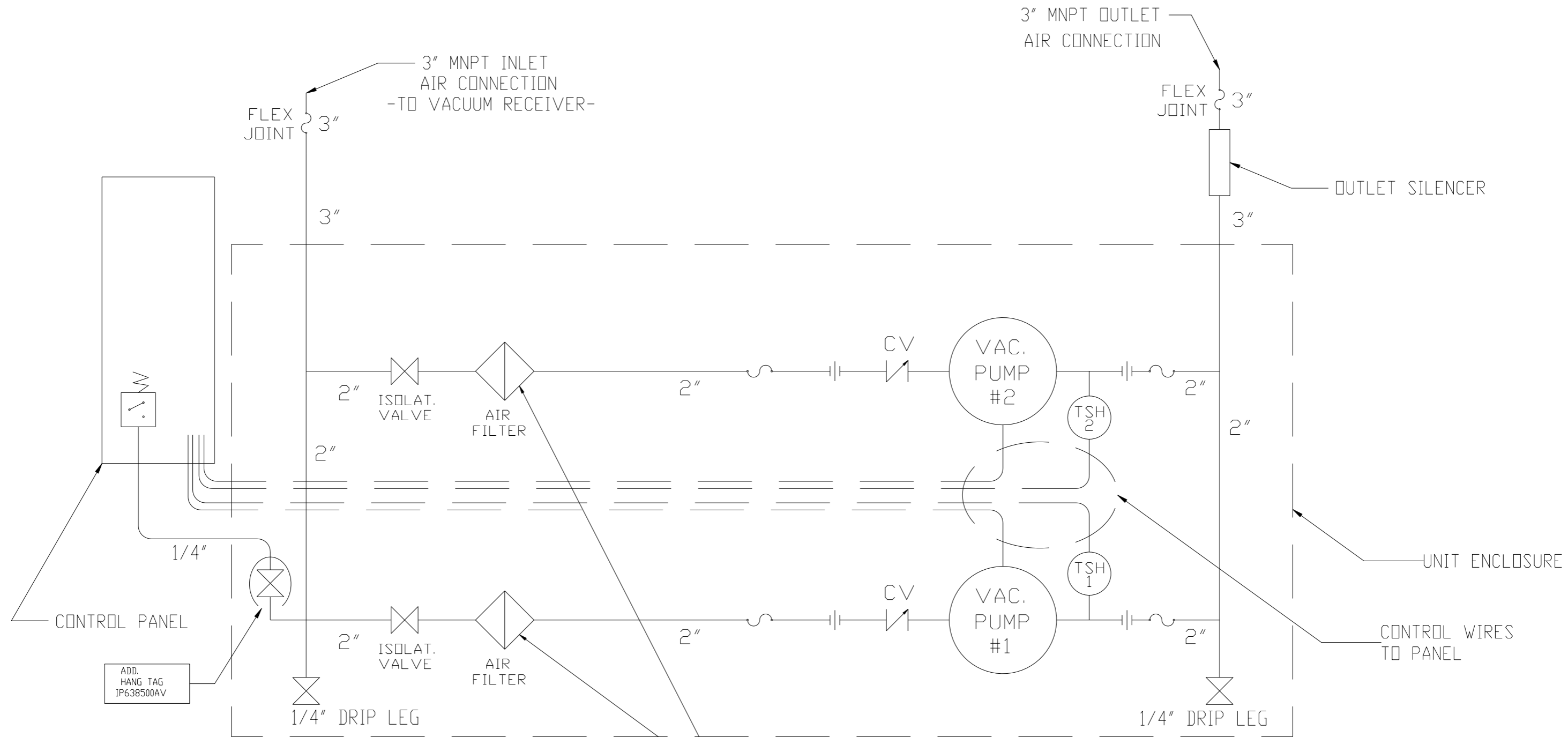
COOL AIR INLET

Ø0.55 X 4 MOUNTING HOLES

- NOTES:  
1.) SHEET 1, UNIT BUILD  
2.) SHEET 2, FLOW SCHEMATIC

| SYMBOL LEGEND   |             | = ADDITIONAL CONTROL REQ'D |            | Drawings to conform to the current revision of the following ANSI standards            |                  |
|---|-------------|----------------------------|------------|--|------------------|
| ⊖   | MINUS DRAFT | ⊕                          | PLUS DRAFT | Ⓢ  | BRINELL HARDNESS |
| TOLERANCES NOT SPECIFIED  |             | AUTOCAD REL2014LT          |            | DO NOT SCALE DRAWING FOR DIMENSIONS  |                  |
| .XX   | ±           | INCH                       |            | Sheet 1 of 2   | SCALE N/A        |
| .XXX  | ±           |                            |            |  |                  |
| <∠ DEG >  | ±           |                            |            |  |                  |
| CONFIDENTIAL DISCLOSURE<br>This drawing is the property of POWEREX INC. of the SCOTT FETZER COMPANY and subject to return on demand. Its contents are confidential and must not be copied or submitted to outside parties for use or examination. |             |                            |            |  |                  |
| DRAWN BY  |             | CHECKED BY                 |            | APPROVED BY  |                  |
| GES   |             | AEK                        |            | ENGINEERING MFG/MRKTG<br>GES RJR   |                  |
| 1/8/16  |             | 1/11/16                    |            | 1/11/16 1/11/16  |                  |
| MATERIAL  |             | N/A                        |            | <br>150 PRODUCTION DRIVE, HARRISON, OHIO 45030<br>Ph: 888-769-7979 FAX: (513) 367-3125 |                  |
| PART NAME   |             | MED CLAW ENCLOSED          |            | DWG NO   |                  |
|   |             | DUPLEX VACUUM              |            | MCED0707   |                  |
|   |             |                            |            | SIZE D   |                  |

| REV | ZONE | REVISION              | DATE    | ECN     | NAME | CHKD |
|-----|------|-----------------------|---------|---------|------|------|
| B-1 | ALL  | RELEASE TO PRODUCTION | 1/11/16 | PKC0138 | GES  | AEK  |



LEGEND

|  |              |  |                   |
|--|--------------|--|-------------------|
|  | TEMP. SWITCH |  | VACUUM TRANSDUCER |
|  | AIR FILTER   |  | CHECK VALVE       |
|  | BALL VALVE   |  | FLEX LINE         |
|  |              |  | UNION             |

NOTE:  
A 1/4 INCH VENT PLUG IS  
LOCATED IN EACH FILTER HOUSING.

- NOTES:  
1) TSH - TEMPERATURE SWITCH HIGH  
2) PER NFPA THE SYSTEM WILL REQUIRE A SOURCE VALVE (SUPPLIED BY OTHERS).  
3) OUTLET SILENCER AND FLEX HOSES SHIP LOOSE FOR FIELD INSTALLATION.

|   |                   |   |                 |
|---|-------------------|---|-----------------|
| <b>SYMBOL LEGEND</b><br>= MINUS DRAFT<br>= PLUS DRAFT<br>= ADDITIONAL CONTROL REQ'D<br>= BRINELL HARDNESS   |                   | Drawings to conform to the current revision of the following ANSI standards:<br>Y14.3 Multi and sectional view dgs<br>Y14.5M Dimensioning and tolerancing |                 |
| TOLERANCES NOT SPECIFIED<br>.XX ±<br>.XXX ±<br><DEG. ±  |                   | AUTOCAD REL2014LT<br>INCH<br>DO NOT SCALE DRAWING FOR DIMENSIONS<br>SCALE N/A   |                 |
| <b>CONFIDENTIAL DISCLOSURE</b><br>This drawing is the property of POWEREX INC. of the SCOTT FITZGER COMPANY and subject to return on demand. Its contents are confidential and must not be copied or submitted to outside parties for use or examination. |                   |   |                 |
| DRAWN BY<br>GES   | CHECKED BY<br>AEK | APPROVED BY<br>GES  | MFG/MKTG<br>RJR |
| 1/8/16  | 1/11/16           | 1/11/16   | 1/11/16         |
| MATERIAL<br>N/A   |                   | <br>150 PRODUCTION DRIVE, HARRISON, OHIO 45030<br>Ph: 888-769-7979 FAX: (513) 367-3125  |                 |
| PART NAME<br>MED CLAW ENCLOSED<br>DUPLEX VACUUM   |                   | DWG NO<br>MCED0707  | SIZE<br>D       |