

REV	REVISION	DATE	ECN	NAME	CHKD
B-1	RELEASE TO PRODUCTION	02/01/12	22722	CHR	DMS
C-1	ADDED LAYOUT D-1	04/13/12	22723	BFH	CHR
D-1	CHANGE TRANSDUCER & FAN LOCATION	02/01/13	PXEC_33	BFH	CHR
E-1	BACNET CARD UPDATE ADD ISOLATION RELAYS	07/20/15	PXEC0119	AJL	KMD
F	ADDED FAN WIRING	9/04/18	PXEC0229	JPG	AH

OPTIONAL:	SINGLE-CYLINDER PUMPS	<input type="checkbox"/>
	DOUBLE-CYLINDER PUMPS	<input type="checkbox"/>
	TRIPLE-CYLINDER PUMPS	<input type="checkbox"/>
BACNET, WEBSRV, SCROLL PUMPS		<input checked="" type="checkbox"/>



CONFIDENTIAL DISCLOSURE:  
 This drawing is the property of the CAMPBELL GROUP of the SCOTT FETZER COMPANY and subject to return on demand. Its contents are confidential and must not be copied or submitted to outside parties for use

DRAWN BY	CHECKED BY	ENGINEERING APPROVAL
CHR	DMS	DMS
02/01/12	02/21/12	02/21/12

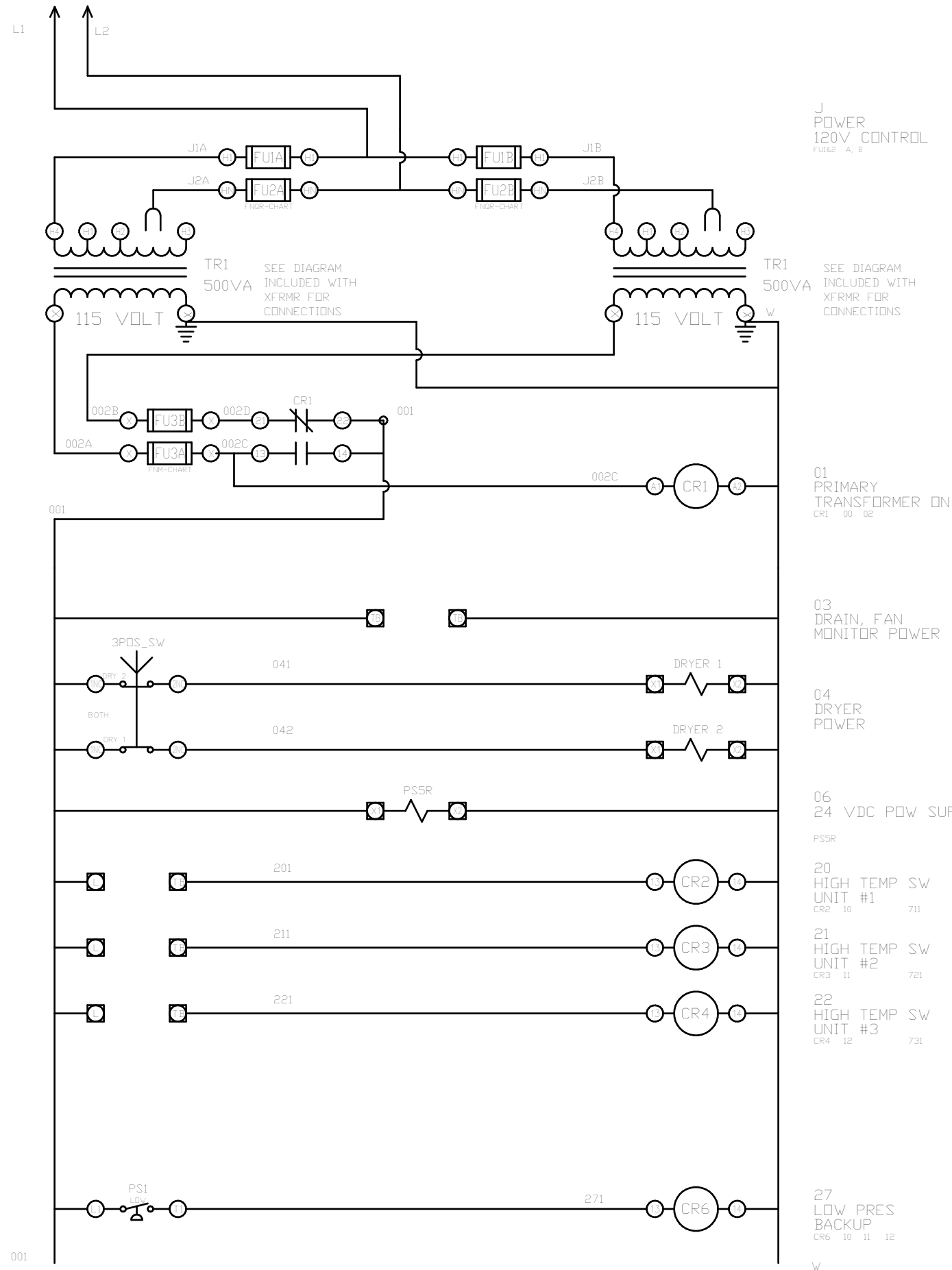
PANEL TYPE  
 TRIPLEX MED 15HP SCROLL HMI, NFPA

DWG. TYPE WIRING

DWG. NO.  
 PXMI-S316F W

SHEET	SIZE
W-1	B

REV	REVISION	DATE	ECN	NAME	CHKD
B-1	RELEASE TO PRODUCTION	02/01/12	22722	CHR	DMS
C-1	ADDED LAYOUT D-1	04/13/12	22723	BFH	CHR
D-1	CHANGE TRANSDUCER & FAN LOCATION	02/01/13	PXEC_33	BFH	CHR
E-1	BACNET CARD UPDATE ADD ISOLATION RELAYS	07/20/15	PXEC0110	AJL	KMD
F	ADDED FAN WIRING	9/04/18	PXEC0225	JPG	AH



OPTIONAL:	SINGLE CYLINDER PUMPS	<input type="checkbox"/>
	DOUBLE-CYLINDER PUMPS	<input type="checkbox"/>
	TRIPLE-CYLINDER PUMPS	<input type="checkbox"/>
BACNET, WEBSVR,	SCROLL PUMPS	<input checked="" type="checkbox"/>



CONFIDENTIAL DISCLOSURE:  
This drawing is the property of the CAMPBELL GROUP of the SCOTT FETZER COMPANY and subject to return on demand. Its contents are confidential and must not be copied or submitted to outside parties for use

DRAWN BY	DR. EXAMINATION CHECKED BY	ENGINEERING APPROVAL
CHR	DMS	DMS
02/01/12	02/21/12	02/21/12

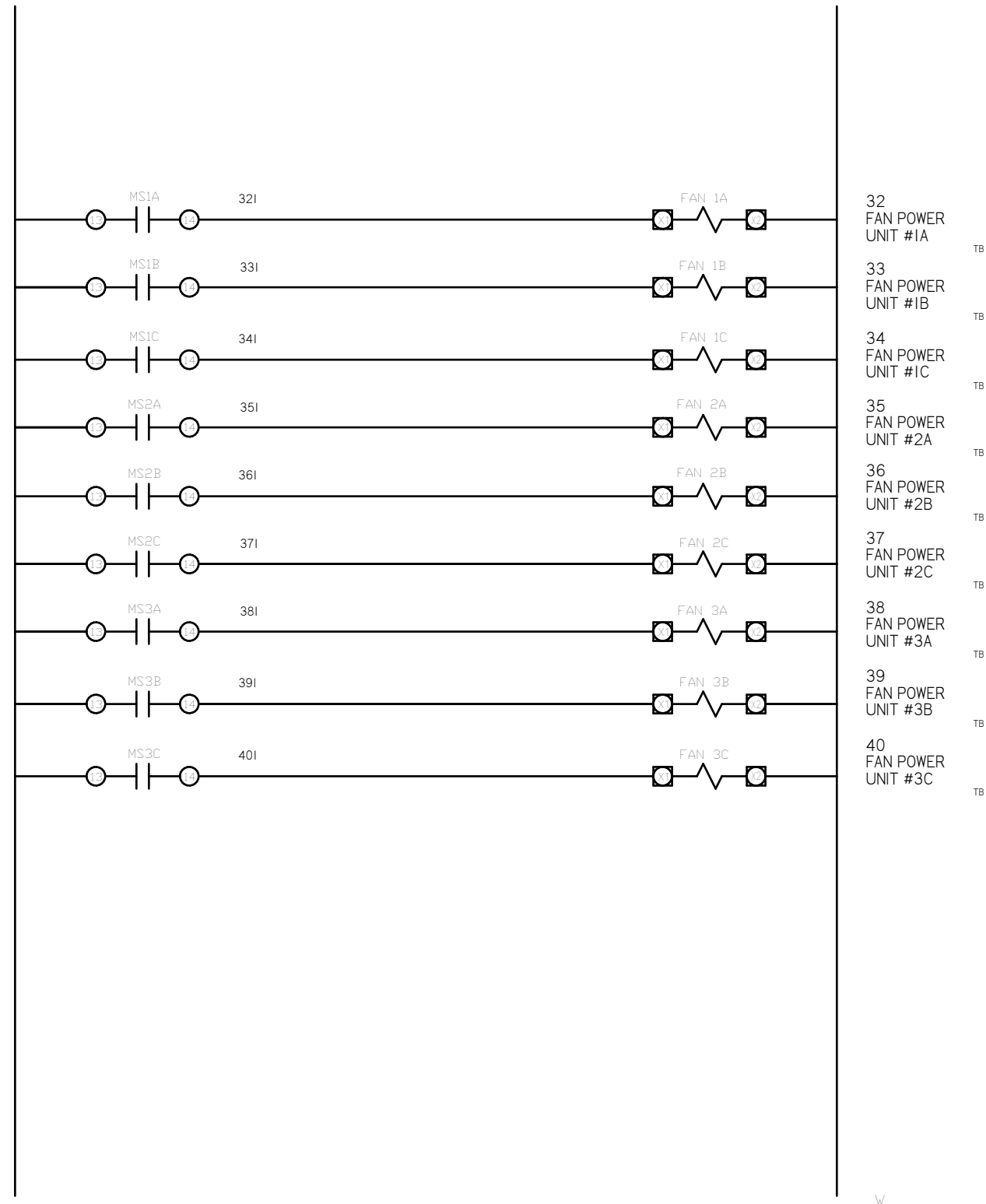
PANEL TYPE  
TRIPLEX MED 15HP SCROLL  
HMI, NFPA

DWG. TYPE WIRING

DWG. NO. PXMI-S316F W

SHEET	SIZE
W-2	B

REV	REVISION	DATE	ECN	NAME	CHKD
B-1	RELEASE TO PRODUCTION	02/01/12	22722	CHR	DMS
C-1	ADDED LAYOUT D-1	04/13/12	22723	BFH	CHR
D-1	CHANGE TRANSDUCER & FAN LOCATION	02/01/13	PXEC_33	BFH	CHR
E-1	BACNET CARD UPDATE ADD ISOLATION RELAYS	07/20/15	PXEC0110	AJL	KMD
F	ADDED FAN WIRING	9/04/18	PXEC0225	JPG	AH



001

W

OPTIONAL:	SINGLE CYLINDER PUMPS	<input type="checkbox"/>
	DOUBLE-CYLINDER PUMPS	<input type="checkbox"/>
	TRIPLE-CYLINDER PUMPS	<input type="checkbox"/>
BACNET, WEBSVR,	SCROLL PUMPS	<input checked="" type="checkbox"/>



CONFIDENTIAL DISCLOSURE:  
This drawing is the property of the CAMPBELL GROUP of the SCOTT FETZER COMPANY and subject to return on demand. Its contents are confidential and must not be copied or submitted to outside parties for use

DRAWN BY	CHECKED BY	ENGINEERING APPROVAL
CHR	DMS	DMS
02/01/12	02/21/12	02/21/12

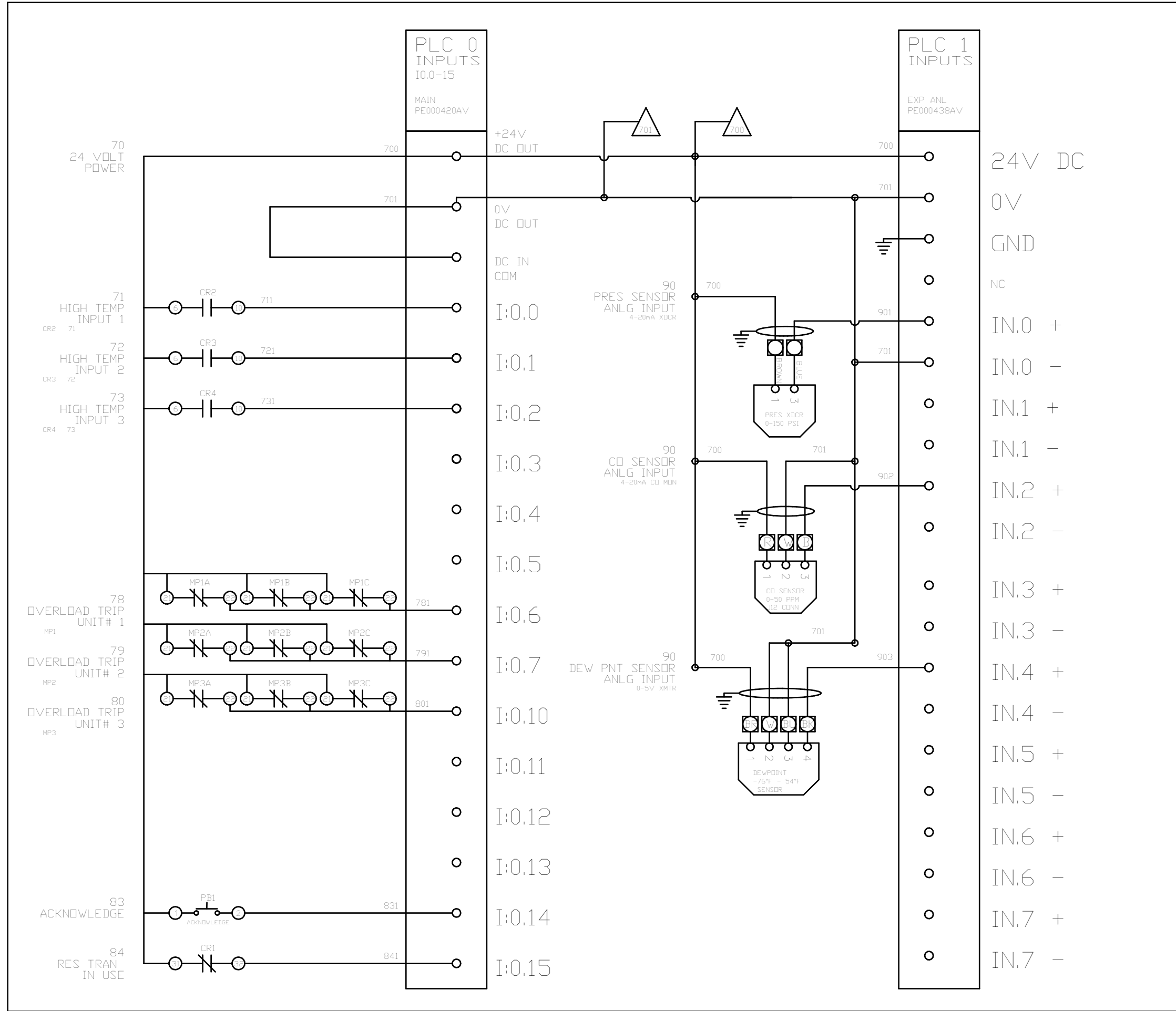
PANEL TYPE  
TRIPLEX MED 15HP SCROLL HMI, NFPA

DWG. TYPE WIRING

DWG. NO. PXMI-S316F W

SHEET	SIZE
W-3	B

REV	REVISION	DATE	ECN	NAME	CHKD
B-1	RELEASE TO PRODUCTION	02/01/12	22722	CHR	DMS
C-1	ADDED LAYOUT D-1	04/13/12	22723	BFH	CHR
D-1	CHANGE TRANSDUCER & FAN LOCATION	02/01/13	PXEC_33	BFH	CHR
E-1	BACNET CARD UPDATE ADD ISOLATION RELAYS	07/20/15	PXEC0110	AJL	KMD
F	ADDED FAN WIRING	9/04/18	PXEC0229	JPG	AH



OPTIONAL:

SINGLE CYLINDER PUMPS	<input type="checkbox"/>
DOUBLE-CYLINDER PUMPS	<input type="checkbox"/>
TRIPLE-CYLINDER PUMPS	<input type="checkbox"/>
SCROLL PUMPS	<input checked="" type="checkbox"/>

BACNET, WEBSRV,



CONFIDENTIAL DISCLOSURE:  
This drawing is the property of the CAMPBELL GROUP of the SCOTT FETZER COMPANY and subject to return on demand. Its contents are confidential and must not be copied or submitted to outside parties for use

DRAWN BY	CHECKED BY	ENGINEERING APPROVAL
CHR	DMS	DMS
02/01/12	02/21/12	02/21/12

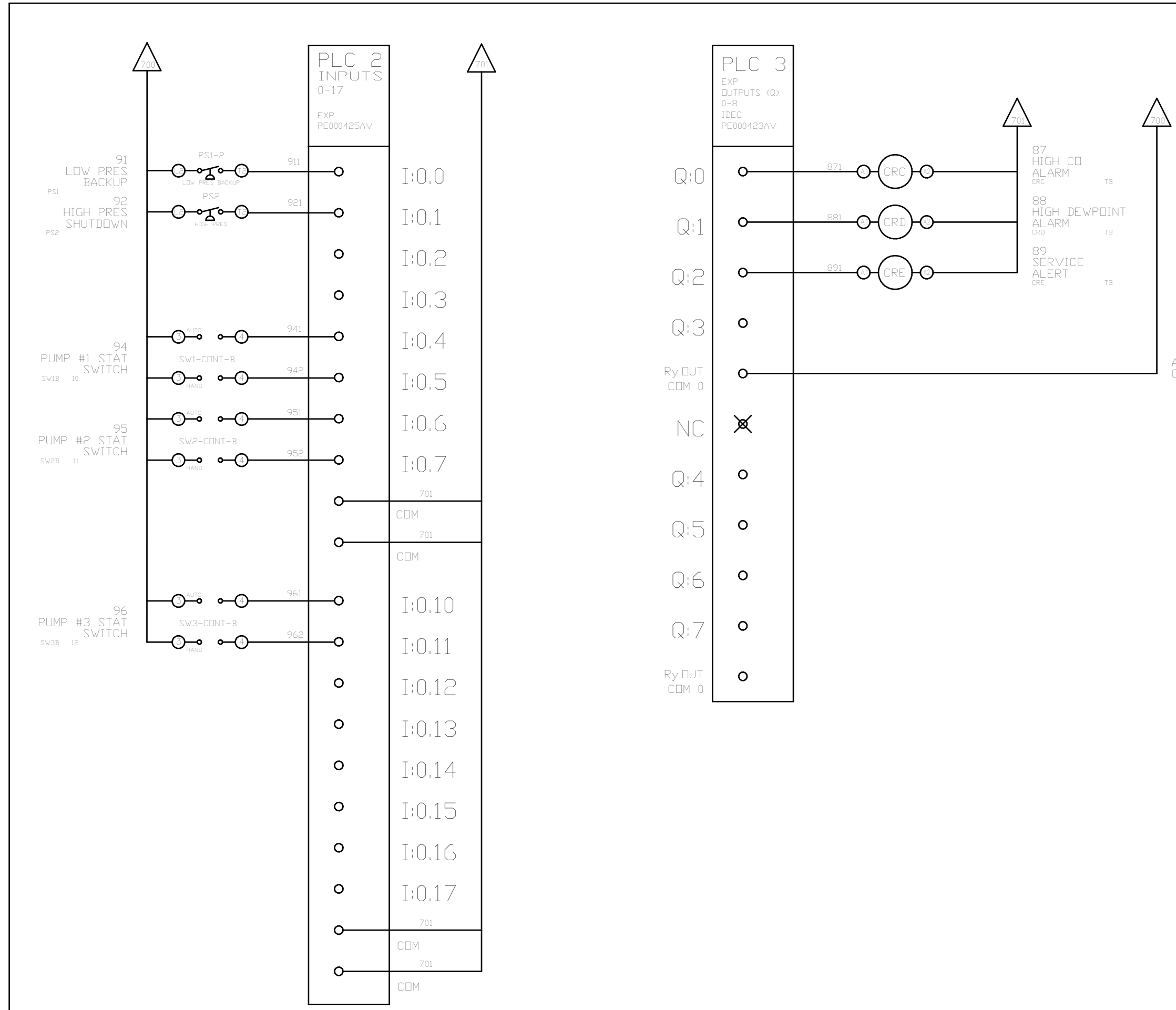
PANEL TYPE  
TRIPLEX MED 15HP SCROLL HMI, NFPA

DWG TYPE  
WIRING

DWG NO.  
PXMI-S316F W

SHEET	SIZE
W-4	B

REV	REVISION	DATE	ECN	NAME	CHKD
B-1	RELEASE TO PRODUCTION	02/01/12	22722	CHR	DMS
C-1	ADDED LAYOUT D-1	04/13/12	22723	BFH	CHR
D-1	CHANGE TRANSDUCER & FAN LOCATION	02/01/13	PXEC_33	BFH	CHR
E-1	BACNET CARD UPDATE ADD ISOLATION RELAYS	07/20/15	PXEC0118	AJL	KMD
F	ADDED FAN WIRING	9/04/18	PXEC0229	JPG	AH



OPTIONAL:

SINGLE CYLINDER PUMPS	<input type="checkbox"/>
DOUBLE-CYLINDER PUMPS	<input type="checkbox"/>
TRIPLE-CYLINDER PUMPS	<input type="checkbox"/>
SCROLL PUMPS	<input checked="" type="checkbox"/>

BACNET, WEBSRV,



CONFIDENTIAL DISCLOSURE:  
This drawing is the property of the CAMPBELL GROUP of the SCOTT FETZER COMPANY and subject to return on demand. Its contents are confidential and must not be copied or submitted to outside parties for use or examination.

DRAWN BY	CHECKED BY	ENGINEERING APPROVAL
CHR	DMS	DMS
02/01/12	02/21/12	02/21/12

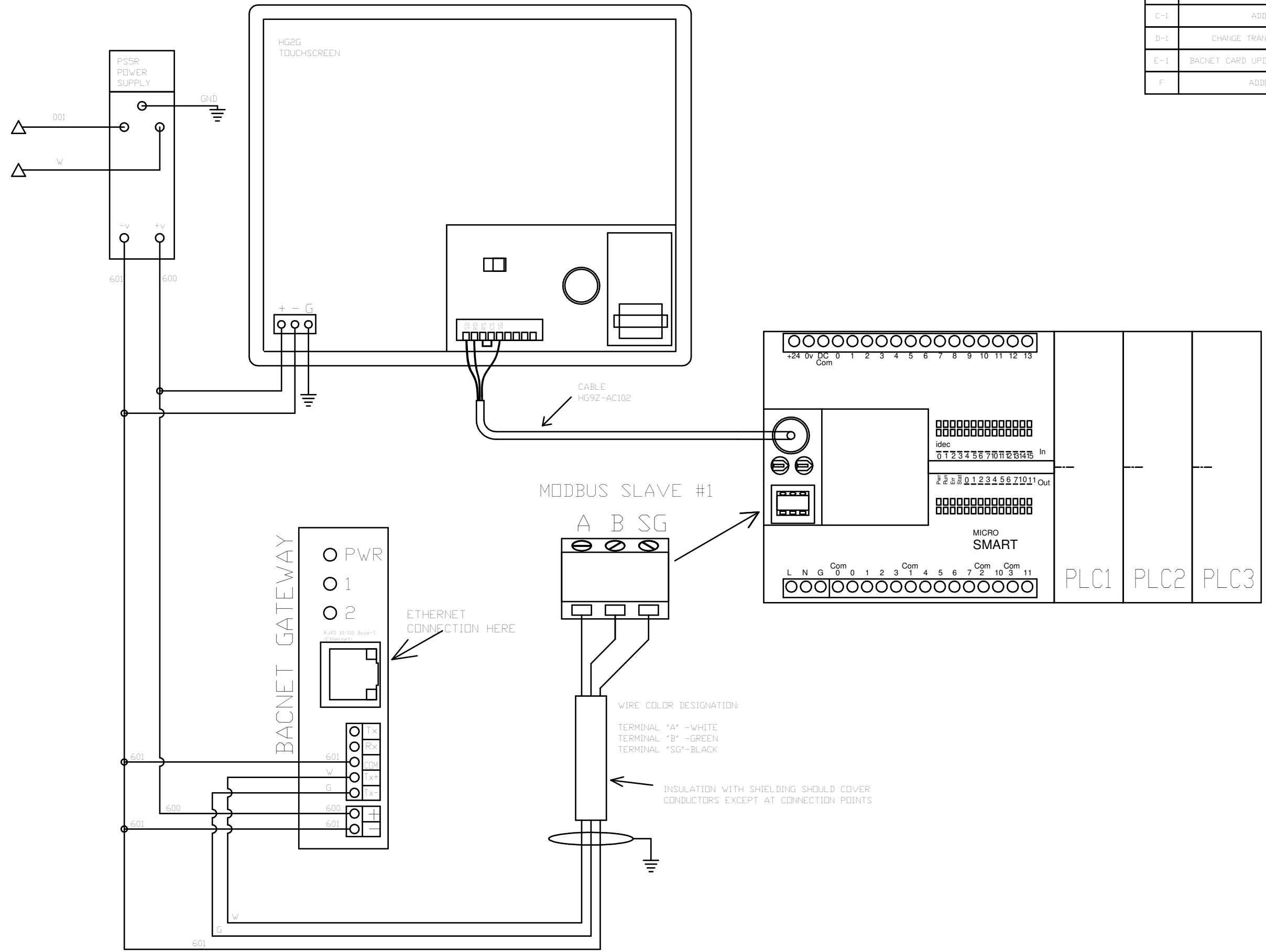
PANEL TYPE  
TRIPLEX MED 15HP SCROLL HMI, NFPA

DWG. TYPE: WIRING

DWG. NO.: PXMI-S316F W

SHEET	SIZE
W-5	B

REV	REVISION	DATE	ECN	NAME	CHKD
B-1	RELEASE TO PRODUCTION	02/01/12	22722	CHR	DMS
C-1	ADDED LAYOUT D-1	04/13/12	22723	BFH	CHR
D-1	CHANGE TRANSDUCER & FAN LOCATION	02/01/13	PXEC_33	BFH	CHR
E-1	BACNET CARD UPDATE ADD ISOLATION RELAYS	07/20/15	PXEC0110	AJL	KMD
F	ADDED FAN WIRING	9/04/18	PXEC0229	JPG	AH



OPTIONAL:	SINGLE CYLINDER PUMPS	<input type="checkbox"/>
	DOUBLE-CYLINDER PUMPS	<input type="checkbox"/>
	TRIPLE-CYLINDER PUMPS	<input type="checkbox"/>
BACNET, WEBSVR,	SCROLL PUMPS	<input checked="" type="checkbox"/>



CONFIDENTIAL DISCLOSURE:  
This drawing is the property of the CAMPBELL GROUP of the SCOTT FETZER COMPANY and subject to return on demand. Its contents are confidential and must not be copied or submitted to outside parties for use

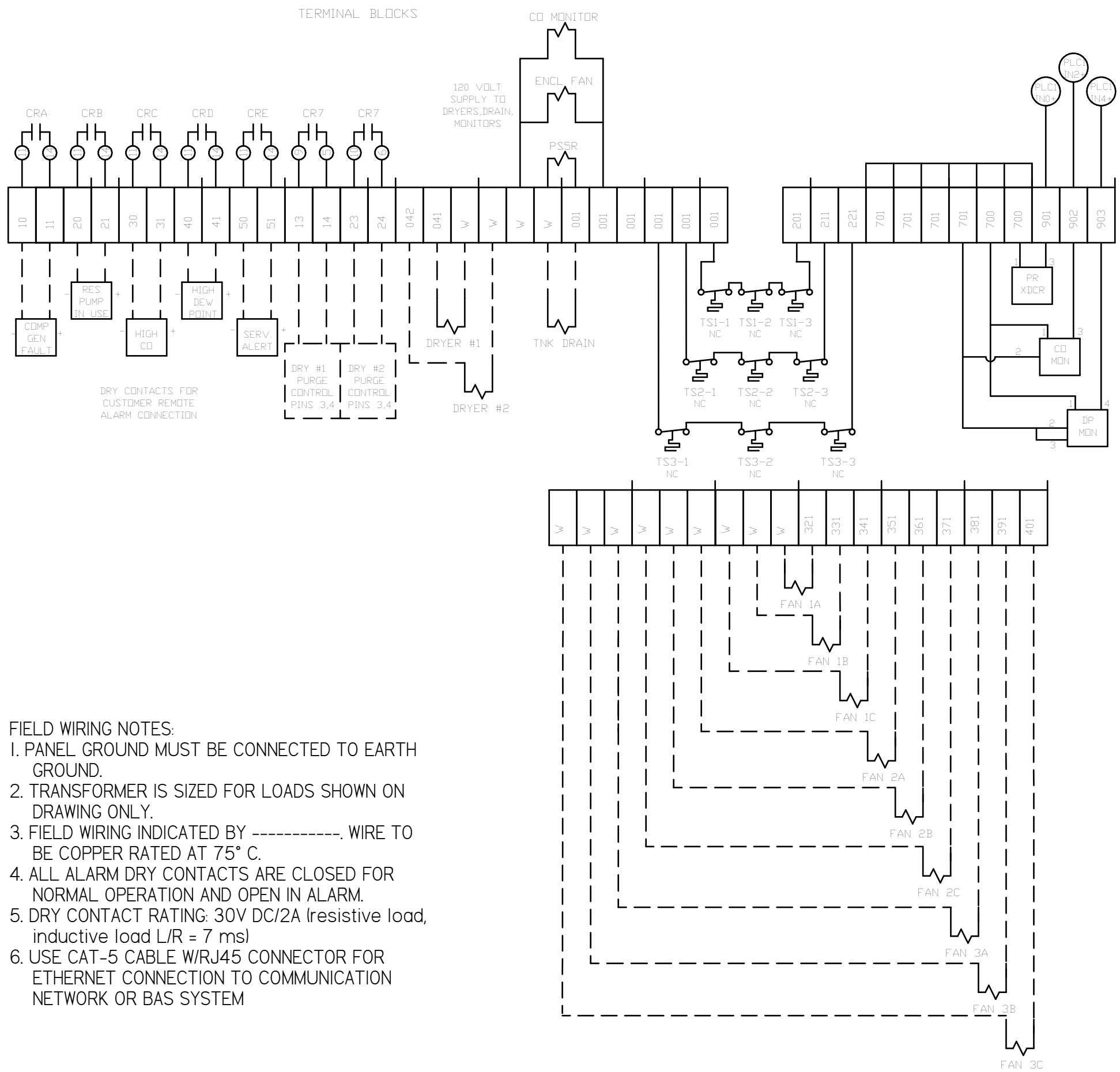
DRAWN BY	OR examination CHECKED BY	ENGINEERING APPROVAL
CHR	DMS	DMS
02/01/12	02/21/12	02/21/12

PANEL TYPE  
TRIPLEX MED 15HP SCROLL  
HMI, NFPA

DWG. TYPE WIRING

DWG. NO.  
PXMI-S316F W

SHEET	SIZE
W-6	B



REV	REVISION	DATE	ECN	NAME	CHKD
B-1	RELEASE TO PRODUCTION	02/01/12	22722	CHR	DMS
C-1	ADDED LAYOUT D-1	04/13/12	22723	BFH	CHR
D-1	CHANGE TRANSDUCER & FAN LOCATION	02/01/13	PXEC_33	BFH	CHR
E-1	BACNET CARD UPDATE ADD ISOLATION RELAYS	07/20/15	PXEC0110	AJL	KMD
F	ADDED FAN WIRING	9/04/18	PXEC0225	JPG	AH

ASSEMBLY NOTE:

USE SHIELDED CABLE BETWEEN TERMINAL BLOCKS AND PLC. CONNECT GROUND LOOPS TO GROUND BLOCK. CABLE IS NOT TO BE ROUTED IN PROXIMITY (2") OR ROUTED IN WIRE TRAY OF ANY 3-PHASE POWER CONDUCTORS.

OPTIONAL:		
SINGLE CYLINDER PUMPS		<input type="checkbox"/>
DOUBLE-CYLINDER PUMPS		<input type="checkbox"/>
TRIPLE-CYLINDER PUMPS		<input type="checkbox"/>
BACNET, WEBSVR, SCROLL PUMPS		<input checked="" type="checkbox"/>



CONFIDENTIAL DISCLOSURE:  
This drawing is the property of the CAMPBELL GROUP of the SCOTT FETZER COMPANY and subject to return on demand. Its contents are confidential and must not be copied or submitted to outside parties for use

DRAWN BY	OR EXAMINATION CHECKED BY	ENGINEERING APPROVAL
CHR	DMS	DMS
02/01/12	02/21/12	02/21/12

PANEL TYPE  
TRIPLEX MED 15HP SCROLL  
HMI, NFPA

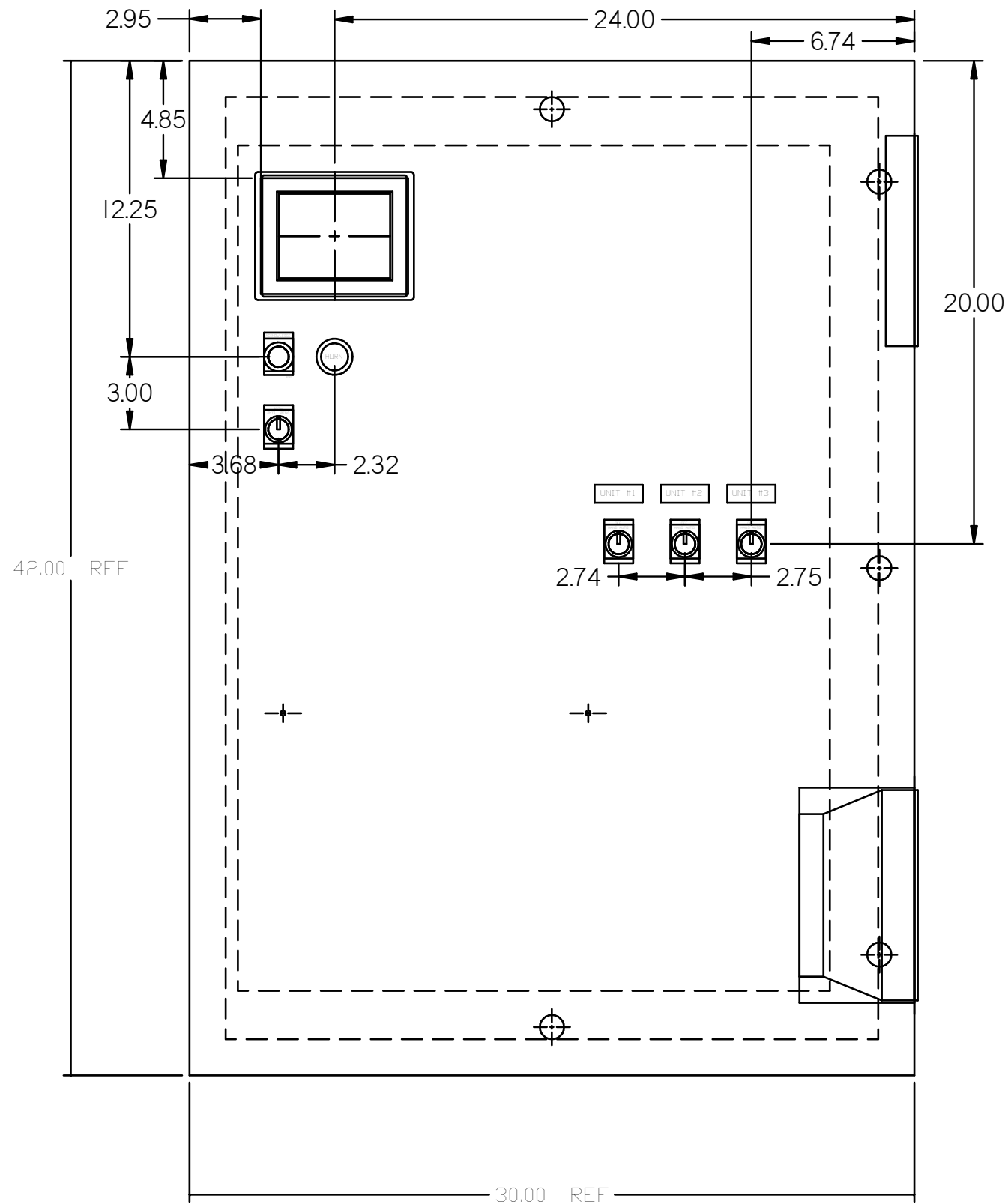
DWG. TYPE WIRING

DWG. NO. PXMI-S316F W

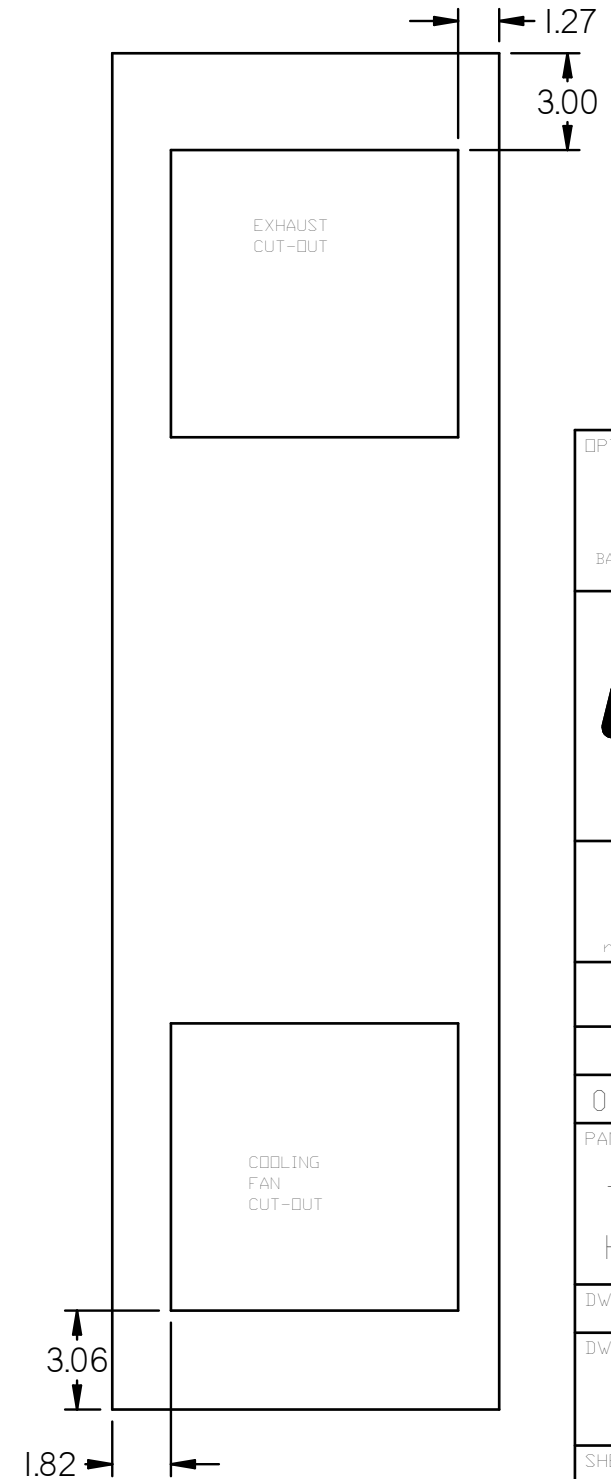
SHEET	SIZE
W-7	B

- FIELD WIRING NOTES:
- PANEL GROUND MUST BE CONNECTED TO EARTH GROUND.
  - TRANSFORMER IS SIZED FOR LOADS SHOWN ON DRAWING ONLY.
  - FIELD WIRING INDICATED BY -----. WIRE TO BE COPPER RATED AT 75° C.
  - ALL ALARM DRY CONTACTS ARE CLOSED FOR NORMAL OPERATION AND OPEN IN ALARM.
  - DRY CONTACT RATING: 30V DC/2A (resistive load, inductive load L/R = 7 ms)
  - USE CAT-5 CABLE W/RJ45 CONNECTOR FOR ETHERNET CONNECTION TO COMMUNICATION NETWORK OR BAS SYSTEM

REV	REVISION	DATE	ECN	NAME	CHKD
B-1	RELEASE TO PRODUCTION	02/01/12	22722	CHR	DMS
C-1	ADDED LAYOUT D-1	04/13/12	22723	BFH	CHR
D-1	CHANGE TRANSDUCER & FAN LOCATION	02/01/13	PXEC_33	BFH	CHR
E-1	BACNET CARD UPDATE ADD ISOLATION RELAYS	07/20/15	PXEC0110	AJL	KMD
F	ADDED FAN WIRING	9/04/18	PXEC0229	JPG	AH



RIGHT SIDE OF ENCLOSURE



OPTIONAL:	SINGLE CYLINDER PUMPS	<input type="checkbox"/>
	DOUBLE-CYLINDER PUMPS	<input type="checkbox"/>
	TRIPLE-CYLINDER PUMPS	<input type="checkbox"/>
BACNET, WEBSRVR,	SCROLL PUMPS	<input checked="" type="checkbox"/>



CONFIDENTIAL DISCLOSURE:  
This drawing is the property of the CAMPBELL GROUP of the SCOTT FETZER COMPANY and subject to return on demand. Its contents are confidential and must not be copied or submitted to outside parties for use

DRAWN BY	OR EXAMINATION CHECKED BY	ENGINEERING APPROVAL
CHR	DMS	DMS
02/01/12	02/21/12	02/21/12

PANEL TYPE  
TRIPLEX MED 15HP SCROLL HMI, NFPA

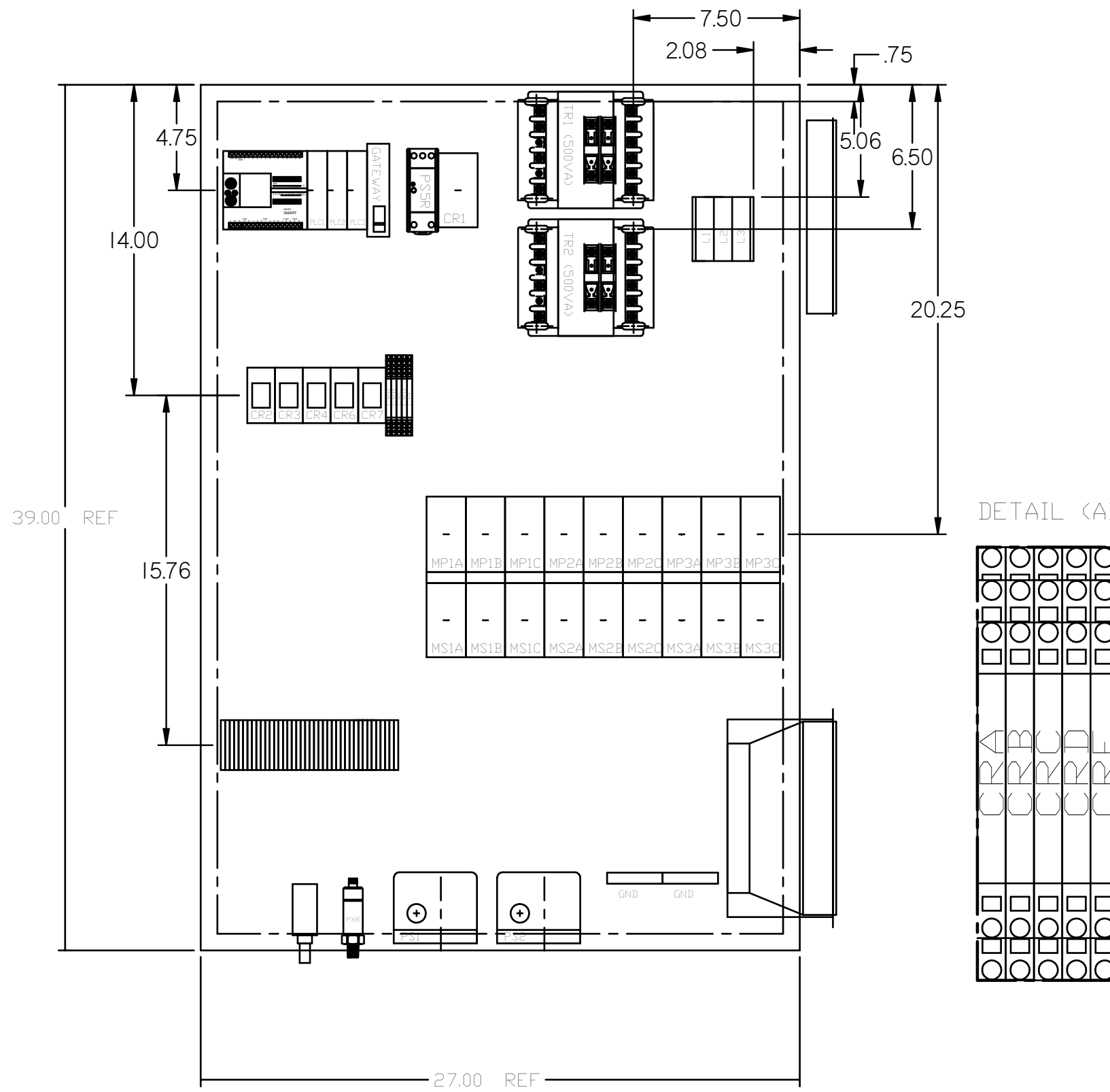
DWG. TYPE LAYOUT

DWG. NO. PXMI-S316F W

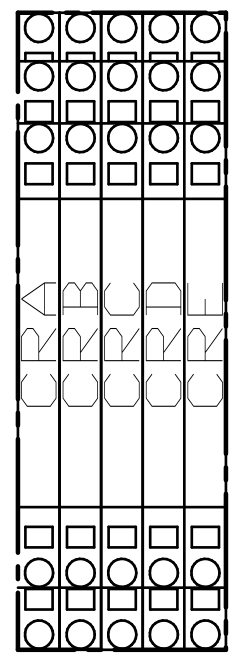
SHEET	SIZE
L-1	B



REV	REVISION	DATE	ECN	NAME	CHKD
B-1	RELEASE TO PRODUCTION	02/01/12	22722	CHR	DMS
C-1	ADDED LAYOUT D-1	04/13/12	22723	BFH	CHR
D-1	CHANGE TRANSDUCER & FAN LOCATION	02/01/13	PXEC_33	BFH	CHR
E-1	BACNET CARD UPDATE ADD ISOLATION RELAYS	07/20/15	PXEC0110	AJL	KMD
F	ADDED FAN WIRING	9/04/18	PXEC0225	JPG	AH



DETAIL (A)



OPTIONAL:	SINGLE CYLINDER PUMPS	<input type="checkbox"/>
	DOUBLE-CYLINDER PUMPS	<input type="checkbox"/>
	TRIPLE-CYLINDER PUMPS	<input type="checkbox"/>
BACNET, WEBSVR,	SCROLL PUMPS	<input checked="" type="checkbox"/>



CONFIDENTIAL DISCLOSURE:  
This drawing is the property of the CAMPBELL GROUP of the SCOTT FETZER COMPANY and subject to return on demand. Its contents are confidential and must not be copied or submitted to outside parties for use

DRAWN BY	CHECKED BY	ENGINEERING APPROVAL
CHR	DMS	DMS
02/01/12	02/21/12	02/21/12

PANEL TYPE  
TRIPLEX MED 15HP SCROLL HMI, NFPA

DWG. TYPE LAYOUT

DWG. NO.  
PXMI-S316F W

SHEET L-2	SIZE B
--------------	-----------

REV	REVISION	DATE	ECN	NAME	CHKD
B-1	RELEASE TO PRODUCTION	02/01/12	22722	CHR	DMS
C-1	ADDED LAYOUT D-1	04/13/12	22723	BFH	CHR
D-1	CHANGE TRANSDUCER & FAN LOCATION	02/01/13	PXEC_33	BFH	CHR
E-1	BACNET CARD UPDATE ADD ISOLATION RELAYS	07/20/15	PXEC0110	AJL	KMD
F	ADDED FAN WIRING	9/04/18	PXEC0225	JPG	AH

TABLE 1

PANEL DATA 3Ø - 60 Hz 500VA CONTROL CIRCUIT					(B) BRANCH CIRCUIT PROTECTION - PROVIDED BY INSTALLER		
PANEL PART NUMBER	MOTOR SIZE EACH	(A) POWER (V/PH)	(A) MOTOR LOAD EACH (FLA)	PANEL LOAD TOTAL (FLA)	NON-TIME	TIME-DELAY	INVERSE-TIME
					DELAY FUSE	FUSE	CIRCUIT BREAKER
PBMIS316F2AJ (5HPx3)x3	208V/3Ø	14.0	130	175A	150A	175A	
PBMIS316F3AJ (5HPx3)x3	230V/3Ø	12.7	119	150A	150A	150A	
PBMIS316F4AJ (5HPx3)x3	460V/3Ø	6.33	61	80A	70A	80A	

NOTE- ADJUST OVERCURRENT PROTECTION DEVICE NOT TO EXCEED 115% OF MOTOR NAMEPLATE FLA VALUE

NOTES:

- RECOMMENDED TIGHTENING TORQUES FOR WIRE TERMINALS:  
208-575 VOLT POWER 35 POUND INCHES  
120 VOLT POWER AND CONTROL VOLTAGE 15 POUND INCHES
  - PANEL GROUND MUST BE CONNECTED TO EARTH GROUND
  - INSTALLER TO PROVIDE MAIN DISCONNECTING DEVICE WITH SHORT CIRCUIT PROTECTION FOR THIS ELECTRICAL ASSEMBLY. SEE TABLE 1 FOR REQUIREMENTS.
  - ALL WIRES MUST BE LABELED ON BOTH ENDS
  - TRANSFORMER IS SIZED FOR LOADS SHOWN ON DRAWING ONLY. DO NOT CONNECT ANY OTHER DEVICES
  - △-INDICATES A DRAWING WIRE CONNECTION TO ANOTHER PAGE.
- FIELD WIRING NOTES ON PAGE W-7.

**SEQUENCE OF OPERATIONS**

During normal operation the PBMI controller will signal the Lead compressor to run when pressure drops below lead cut-in set-point and stop when the pressure reaches the lead cut-out set-point. Lead alternation to the next pump, will occur with each lead run signal or every 10-minutes (which ever happens first). If demand cannot be satisfied by the lead pump, the lag pump(s) will start and stop based upon the lag cut-in and cut-out set-points. When more than one pump is running, lead alternation will occur when the lowest cut-out set-point is satisfied, or after 10-minutes (which ever happens first). The HOA switch's place the pump in the following modes: Hand-turns pump on to run continuous. Off-disables pump from running. Auto-places pump in the "ready mode" and will start and stop based on sequence described above.

All plex configurations include a hardwired Back-up pressure switch circuit should a control failure occur. This circuit will call all pumps on and off based on the reserve pressure switch set-points.

Expandable systems include all control devices, operators, and programming for the maximum number of pumps (or plex) required. To expand the system: navigate to the "service screen" and enter the number of pumps.

Additional information and descriptions can be accessed through the HMI "service info" screen by pressing Sequence of Operations button.

OPTIONAL:  
  
BACNET, WEBSVR.



CONFIDENTIAL DISCLOSURE:  
This drawing is the property of the CAMPBELL GROUP of the SCOTT FETZER COMPANY and subject to return on demand. Its contents are confidential and must not be copied or submitted to outside parties for use or examination.

DRAWN BY	CHECKED BY	ENGINEERING APPROVAL
CHR	DMS	DMS
02/01/12	02/21/12	02/21/12

PANEL TYPE  
TRIPLEX MED 15HP SCROLL  
HMI, NFPA

DWG. TYPE WIRING

DWG. NO. PXMI-S316F W

SHEET D-1 SIZE B

CONTROL TRANSFORMERS - 500VA					
FUSE TYPE		208 VOLT	230 VOLT	460/380 VOLT	575 VOLT
FU1,2A	FNQR	6A	5A	5A	4A
FU1,2B					
FU3A,B	FNM	7A	7A	7A	7A
SEE XFRMR FOR CONNECTIONS					

WIRE TYPE TABLE			
VOLTAGE	WIRE NUMBERS	GAUGE	COLOR
120VAC	001-699	16-18AWG	RED/BLK
0VAC	W	16-18AWG	WHT/BLK
24VDC	700-999	16-18AWG	PURPLE
3VDC	701	16-18AWG	PURPLE
GND	-	VARIES	GREEN
CUSTOMER SUPPLY	01-99	16AWG	YELLOW